

# Sales & Profit Analysis - Google Data Studio by Banavsha

Select date range

Price

0.95

2,899.99

Country

Sales  
55.4M

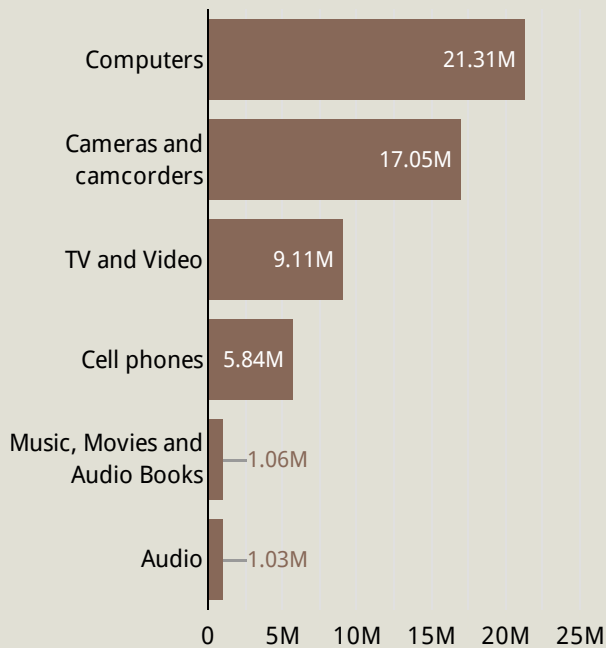
Avg Sales  
3,692.8

Highest Sale  
78,312

No of Products  
1,638

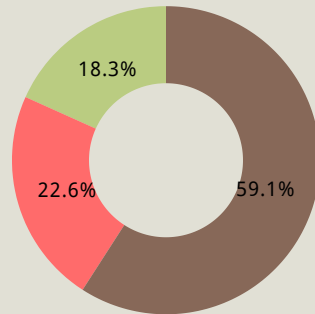
No of Countries  
34

Sales by Category



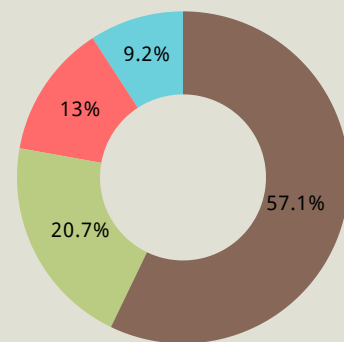
Profit by Region

North America Asia Europe



Profit by Channel

Store Online Reseller Catalog



Manufacturer

Sales

Profit

Order Qty

Wide World Importers	5,700,910		14,396
The Phone Company	4,386,164		15,744
Southridge Video	3,112,730		18,339
Proseware, Inc.	5,996,829		19,330
Northwind Traders	136,572		2,664
Litware, Inc.	2,134,837		4,020
Fabrikam, Inc.	12,054,281		19,599
Contoso, Ltd	9,996,750		124,133
Adventure Works	7,467,704		16,300
A. Datum Corporation	4,404,982		16,601

Grand total

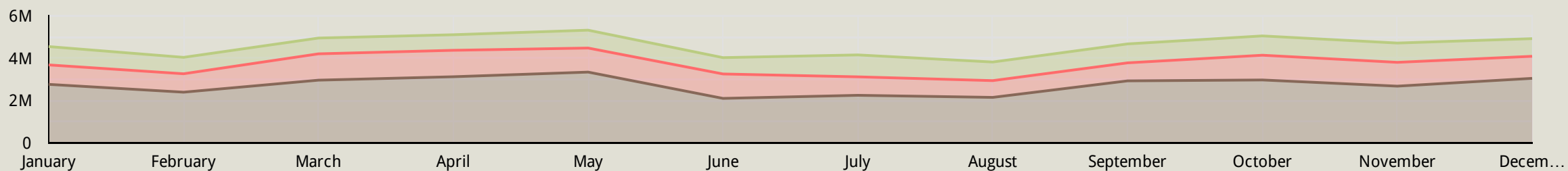
55,391,760

31,587,437

251,126

Monthly Sales by Region

North America Asia Europe



# Sales & Profit Analysis - Google Data Studio

